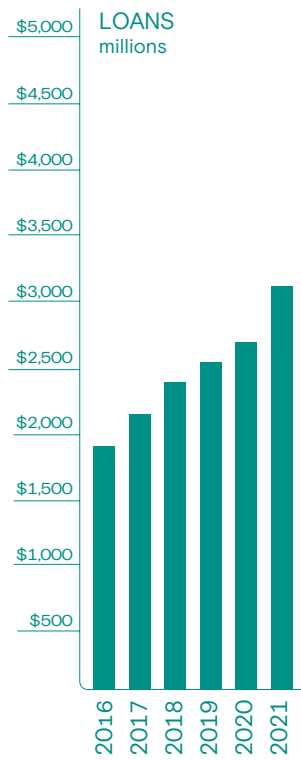
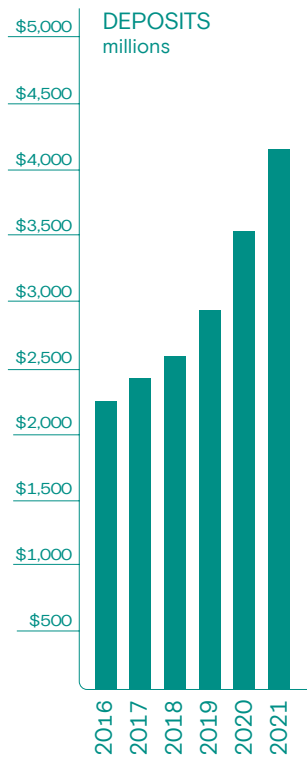
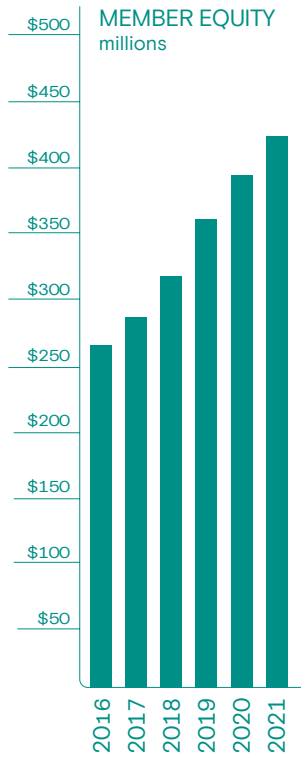
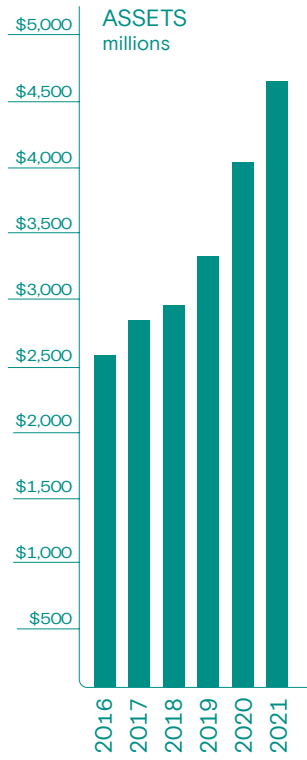


2021 Annual Report

Financial Statements

WSECU



Federally Insured by NCUA

	2021	2020		
ASSETS	Assets			
	Cash & Cash Equivalents	\$489,935,262	\$773,324,978	
	Investments	864,676,365	351,422,643	
	Loans to Members,			
	Net of the Allowance for Loan Losses	3,055,556,561	2,730,389,973	
	Accrued Interest Receivable	10,757,668	9,409,574	
	Property & Equipment	102,293,788	104,611,359	
	Federal Share Insurance Fund Deposit	36,157,705	30,530,796	
	Prepaid and Other Assets	76,749,025	76,873,807	
	Total Assets	\$4,636,126,374	\$4,076,563,130	
LIABILITIES & MEMBER EQUITY	Liabilities			
	Members' Shares	\$4,139,805,406	\$3,547,945,226	
	Borrowed Funds	0	70,000,000	
	Accrued Expenses & Other Liabilities	72,222,348	68,532,950	
	Total Liabilities	4,212,027,754	3,686,478,176	
	Equity			
	Members' Equity & Reserves	424,098,620	390,084,954	
	Total Liabilities & Members' Equity	\$4,636,126,374	\$4,076,563,130	
	STATEMENT OF INCOME	Interest Income		
		Interest on Loans to Members	\$124,154,473	\$131,264,262
Interest on Investments & Cash Equivalents		10,323,927	7,318,353	
		134,478,400	138,582,615	
Interest Expense				
Members' Share Accounts & Borrowed Funds		9,771,901	16,363,501	
Net Interest Income		124,706,499	122,219,114	
Provision for Loan Losses		(10,828,909)	22,040,357	
Net Interest Income After Provision for Loan Losses		135,535,408	100,178,757	
Non-Interest Income				
Fees & Other Income		57,679,422	52,953,346	
Non-Interest Expenses				
Compensation & Employee Benefits		85,683,771	72,176,440	
Office Operations		53,300,362	53,436,472	
Occupancy		6,331,452	6,122,074	
	145,315,585	131,734,986		
Net Income from Operations	\$47,899,246	\$21,397,117		

2021 Annual & Community Report available at wsecu.org.