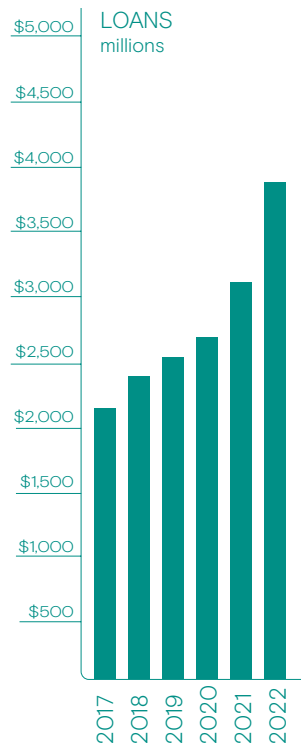
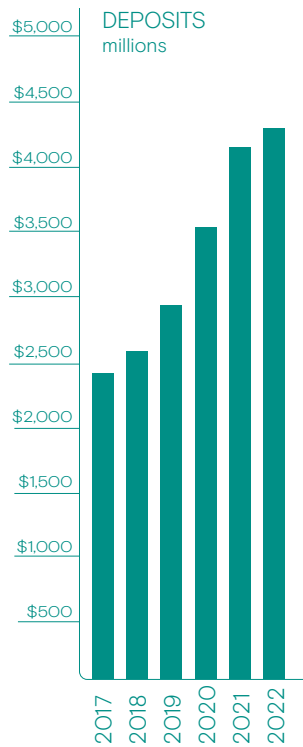
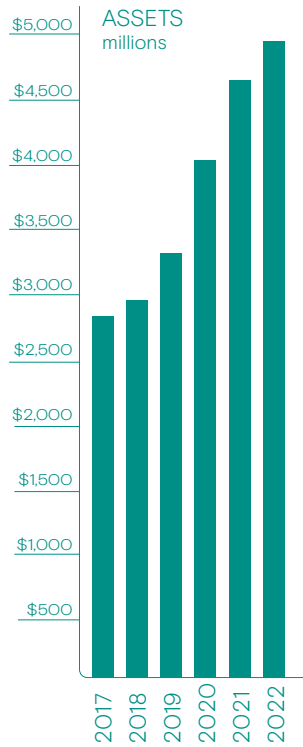


2022 Annual Report

Financial Statements

WSECU



Federally Insured by NCUA

	2022	2021		
ASSETS	Assets			
	Cash & Cash Equivalents	\$91,054,525	\$489,936,252	
	Investments	800,106,896	864,676,365	
	Loans to Members,			
	Net of the Allowance for Loan Losses	3,814,797,569	3,055,556,561	
	Accrued Interest Receivable	14,925,929	10,757,668	
	Property & Equipment	102,535,516	102,293,788	
	Federal Share Insurance Fund Deposit	38,456,577	36,157,705	
	Prepaid and Other Assets	70,259,041	76,749,025	
	Total Assets	\$4,932,136,053	\$4,636,127,364	
LIABILITIES & MEMBER EQUITY	Liabilities			
	Members' Shares	\$4,272,563,312	\$4,139,805,406	
	Borrowed Funds	225,000,000	0	
	Accrued Expenses & Other Liabilities	91,228,885	72,222,348	
	Total Liabilities	4,588,792,197	4,212,027,754	
	Equity			
	Members' Equity & Reserves	343,343,856	424,099,610	
	Total Liabilities & Members' Equity	\$4,932,136,053	\$4,636,127,364	
	STATEMENT OF INCOME	Interest Income		
		Interest on Loans to Members	\$144,967,308	\$124,154,473
Interest on Investments & Cash Equivalents		18,480,053	10,323,927	
		163,447,361	134,478,400	
Interest Expense				
Members' Share Accounts & Borrowed Funds		13,302,267	9,771,901	
Net Interest Income		150,145,094	124,706,499	
Provision for Loan Losses		21,974,700	(10,828,909)	
Net Interest Income After Provision for Loan Losses		128,170,394	135,535,408	
Non-Interest Income				
Fees & Other Income		54,923,192	57,679,422	
Non-Interest Expenses				
Compensation & Employee Benefits		91,816,917	85,683,771	
Office Operations		67,141,691	53,300,362	
Occupancy		6,764,145	6,330,461	
	165,722,753	145,314,594		
Net Income from Operations	\$17,370,833	\$47,900,237		

2022 Annual & Community Report available at wsecu.org.